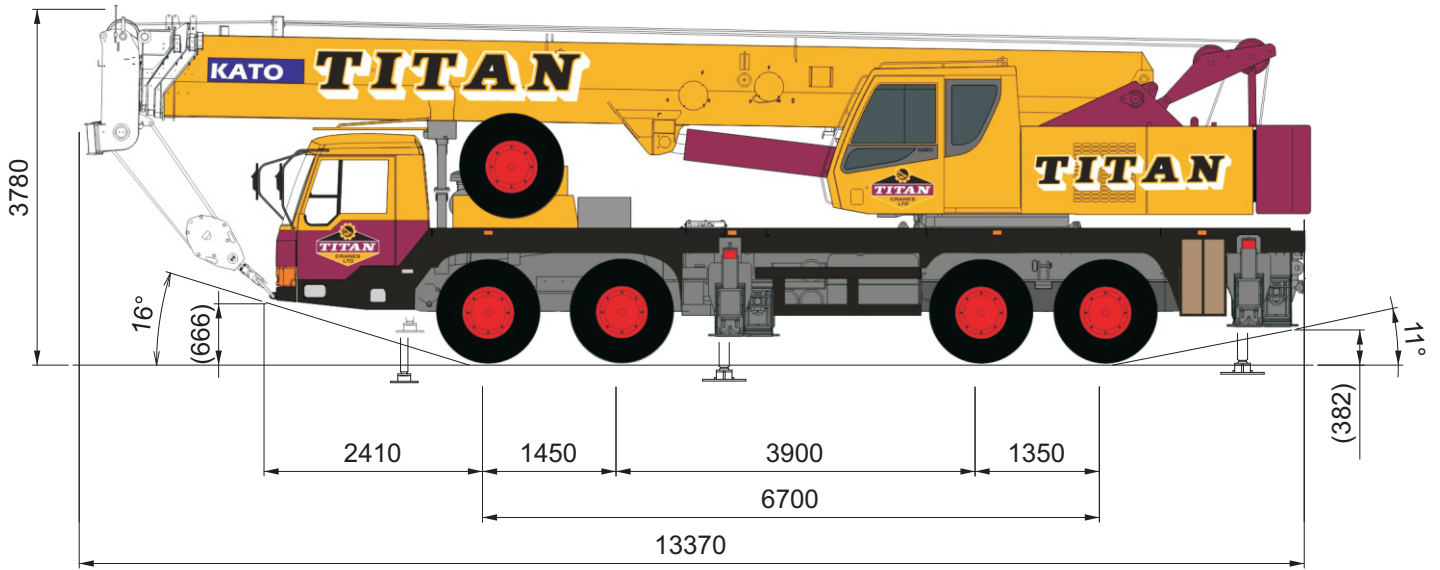
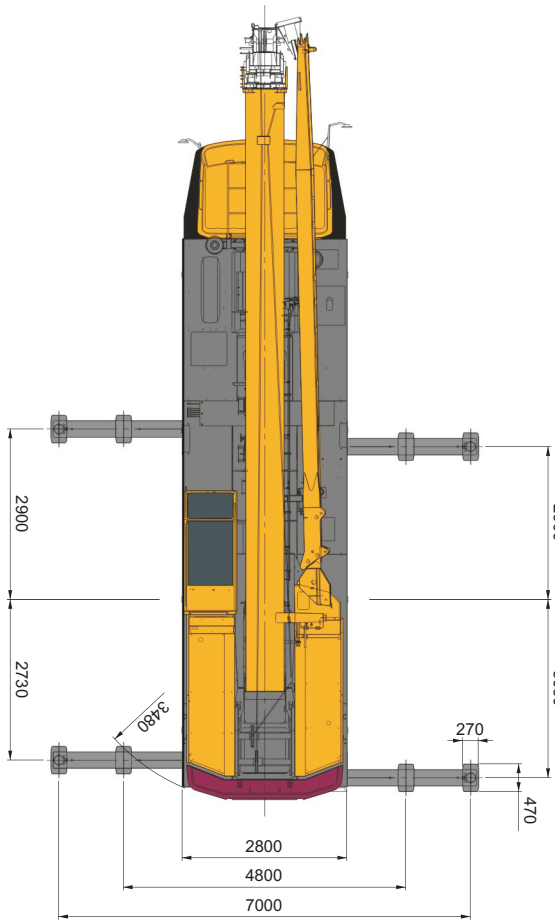


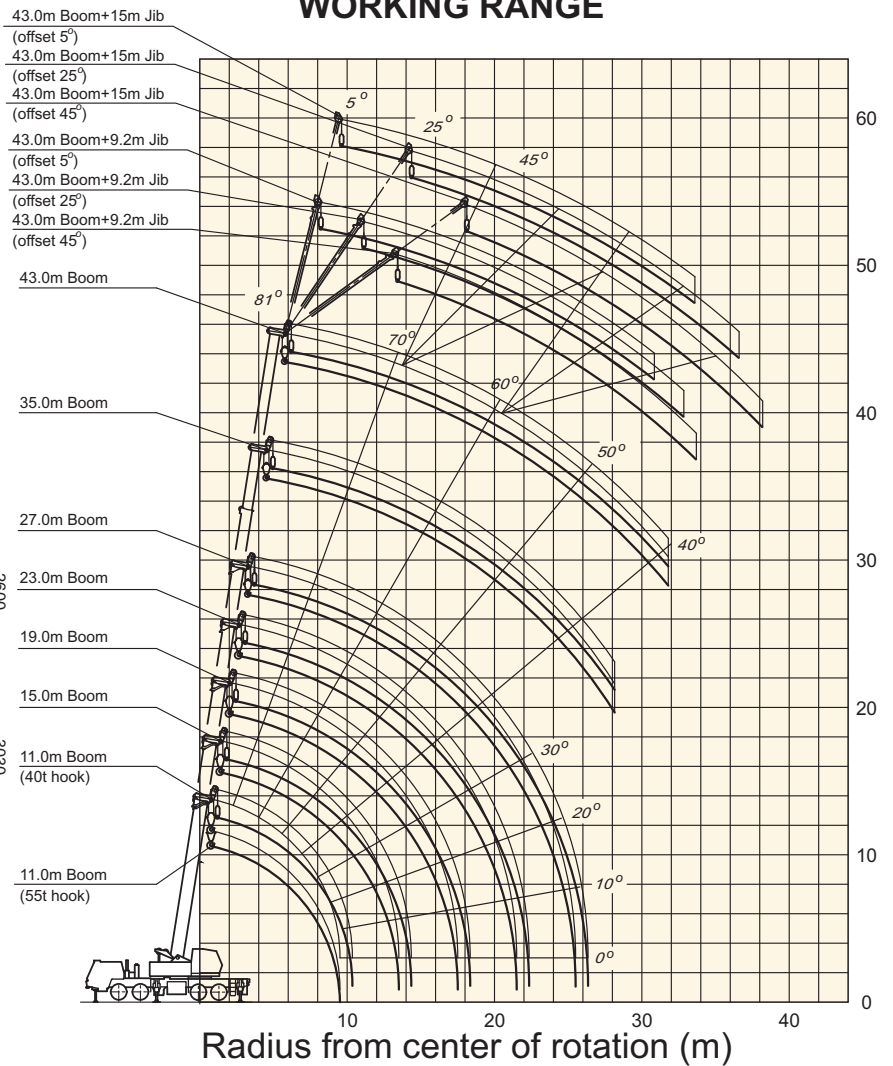
55 TONNE MOBILE HYDRAULIC CRANE



GENERAL DIMENSIONS



WORKING RANGE



55 TONNE MOBILE HYDRAULIC CRANE

LOAD RATINGS IN TONNES

360°

BS 1757

MAIN BOOM RATED LOADS
Outriggers at Maximum Extension
Front jack extended (360°) -- Front jack not extended (over sides and rear)

Working Radius (m)	11.0m Boom	11.0m Boom	15.0m Boom	19.0m Boom	23.0m Boom	27.0m Boom	35.0m Boom	43.0m Boom
3.0	55.00	40.00	28.00	28.00	24.00			
3.5	43.70	40.00	28.00	28.00	24.00			
4.0	38.50	38.50	28.00	28.00	24.00	20.00		
4.5	34.20	34.20	28.00	28.00	24.00	20.00		
5.0	30.80	30.80	28.00	28.00	24.00	20.00	14.00	
5.5	27.80	27.80	27.40	27.20	24.00	20.00	14.00	
6.0	25.40	25.40	25.00	24.80	24.00	20.00	14.00	
6.5	23.20	23.20	22.80	22.60	22.50	20.00	14.00	8.00
7.0	21.40	21.40	21.00	20.80	20.60	19.60	14.00	8.00
7.5	19.70	19.70	19.30	19.10	19.00	18.00	14.00	8.00
8.0	17.90	17.90	17.75	17.50	17.30	17.25	14.00	8.00
8.5	16.20	16.20	15.90	15.70	15.50	15.45	13.80	8.00
9.0	14.60	14.60	14.40	14.15	14.00	13.90	13.60	8.00
10.0			11.90	11.65	11.50	11.45	12.30	8.00
11.0			10.00	9.75	9.60	9.50	10.40	7.80
12.0			8.40	8.15	8.10	8.00	8.85	7.10
13.0			7.15	6.90	6.80	6.75	7.55	6.65
14.0				5.90	5.80	5.75	6.50	6.15
16.0				4.30	4.20	4.10	4.95	5.35
18.0					3.00	2.95	3.75	4.20
20.0					2.10	2.05	2.80	3.30
22.0						1.30	2.10	2.55
24.0						0.75	1.50	2.00
26.0							1.05	1.50
28.0							0.65	1.05
30.0								0.70
31.0								0.50

360°

BS 1757

Outriggers at Maximum Extension
Front jack extended (360°) -- Front jack not extended (over sides and rear)

Boom Angle (°)	43.0m Boom + 9.2m Jib					
	Offset 5°		Offset 25°		Offset 45°	
	Working Radius (m)	Load (t)	Working Radius (m)	Load (t)	Working Radius (m)	Load (t)
81.0	10.00	3.50	12.75	2.30	14.60	1.25
80.0	11.05	3.50	13.70	2.30	15.45	1.25
79.0	12.05	3.48	14.65	2.30	16.30	1.24
78.0	13.00	3.40	15.60	2.25	17.20	1.23
77.0	13.90	3.23	16.50	2.19	18.05	1.21
76.0	14.85	3.04	17.40	2.12	18.90	1.19
75.0	15.75	2.90	18.25	2.06	19.75	1.17
74.0	16.70	2.75	19.15	1.99	20.55	1.16
72.0	18.50	2.49	20.90	1.85	22.25	1.12
70.0	20.15	2.28	22.60	1.73	23.90	1.09
68.0	21.85	2.09	24.20	1.62	25.40	1.06
66.0	23.55	1.91	25.80	1.53	26.85	1.04
64.0	25.05	1.68	27.40	1.43	28.35	1.02
62.0	26.55	1.41	28.85	1.24	29.85	1.00
60.0	28.00	1.13	30.20	1.00	31.15	0.85
59.0	28.75	1.00	30.85	0.89	31.80	0.77
58.0	29.45	0.86	31.50	0.77	32.45	0.69
57.0	30.20	0.73	32.20	0.66	33.05	0.61
56.0	30.85	0.63	32.85	0.56	33.70	0.53
Boom Angle (°)	43.0m Boom + 15.0m Jib					
	Offset 5°		Offset 25°		Offset 45°	
	Working Radius (m)	Load (t)	Working Radius (m)	Load (t)	Working Radius (m)	Load (t)
81.0	11.75	2.50	16.20	1.20	19.40	0.70
80.0	12.95	2.50	17.20	1.20	20.35	0.69
79.0	14.10	2.49	18.15	1.19	21.25	0.69
78.0	15.10	2.45	19.10	1.17	22.15	0.68
77.0	16.20	2.30	20.10	1.15	23.05	0.67
76.0	17.25	2.17	21.10	1.12	24.00	0.67
75.0	18.25	2.06	22.15	1.10	24.85	0.65
74.0	19.20	1.95	23.15	1.07	25.70	0.64
72.0	21.10	1.76	25.05	1.02	27.45	0.62
70.0	23.00	1.59	26.80	0.97	29.10	0.61
68.0	24.90	1.47	28.60	0.93	30.65	0.59
66.0	26.75	1.35	30.30	0.90	32.25	0.58
64.0	28.60	1.24	32.00	0.87	33.80	0.57
62.0	30.40	1.10	33.70	0.84	35.30	0.56
60.0	32.00	0.87	35.25	0.72	36.75	0.55
59.0	32.80	0.76	36.00	0.66	37.45	0.55
58.0	33.60	0.64	36.60	0.58	38.20	0.54

OTHER RATINGS AVAILABLE ON REQUEST