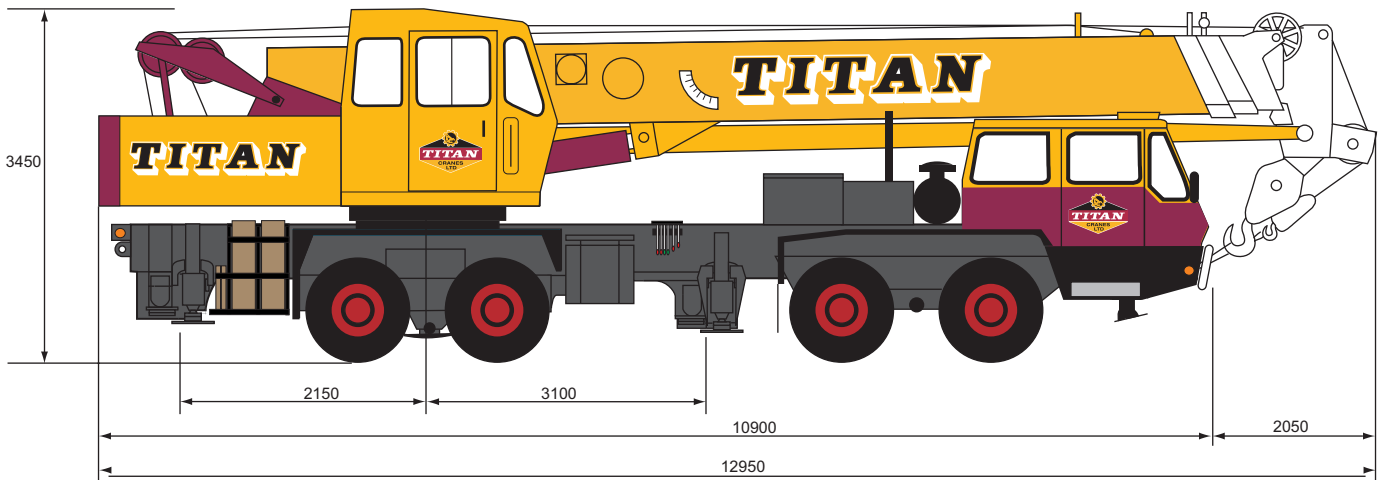
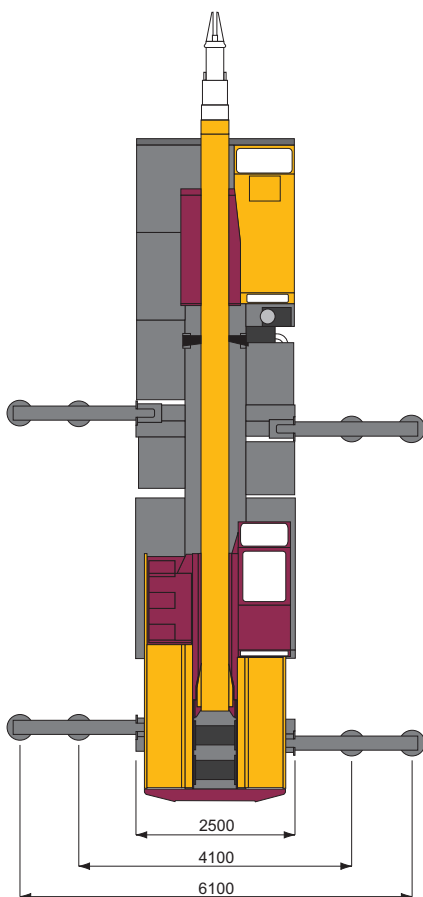


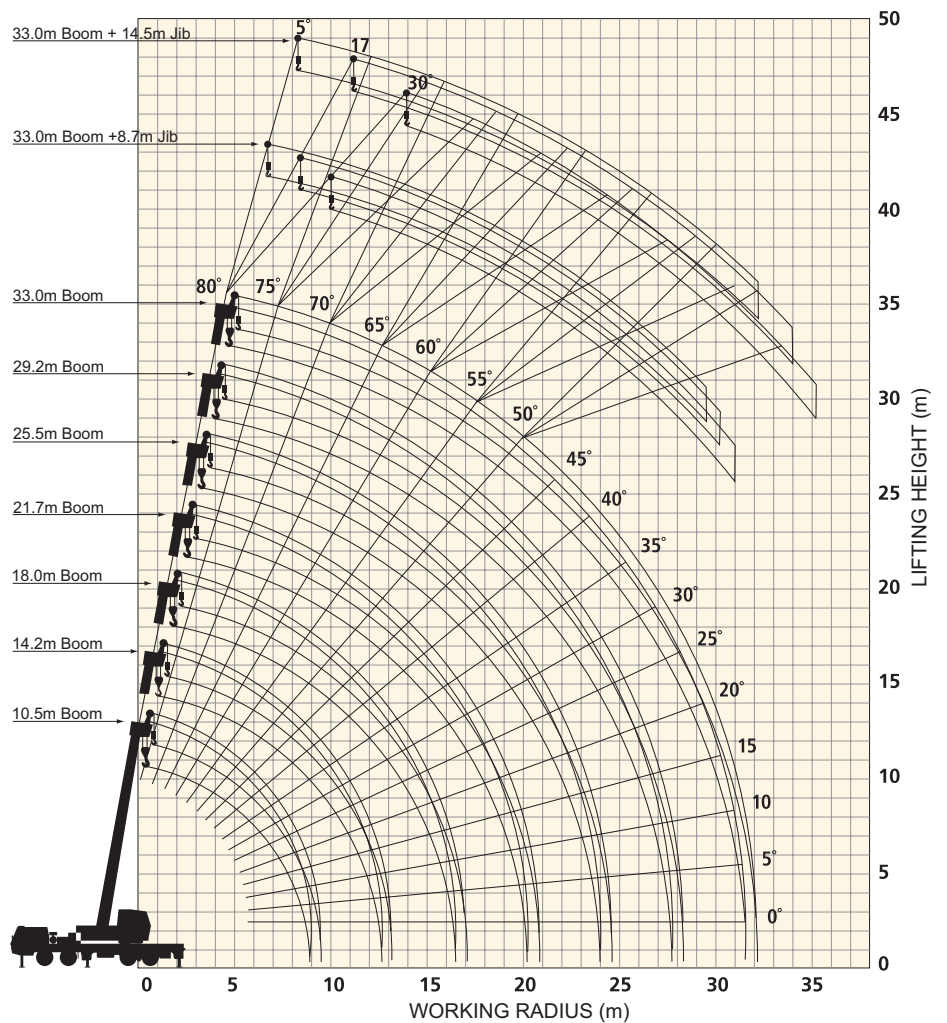
30 TONNE MOBILE HYDRAULIC CRANE



GENERAL DIMENSIONS



WORKING RANGE



30 TONNE MOBILE HYDRAULIC CRANE

LOAD RATINGS IN TONNES

360°

BS 1757

MAIN BOOM RATED LOADS
Outriggers at Maximum Extension
Front jack extended (360°) -- Front jack not extended (over sides and rear)

Working Radius (m)	10.5m Boom	14.2m Boom	18.0m Boom	21.7m Boom	25.5m Boom	29.2m Boom	33.0m Boom
2.5	30.00	20.00	16.00				
3.0	30.00	20.00	16.00				
3.5	25.40	20.00	16.00	12.00			
4.0	22.90	20.00	16.00	12.00	11.50		
4.5	21.00	20.00	16.00	12.00	11.50		
5.0	19.40	18.40	16.00	12.00	11.50	9.00	
6.0	16.20	15.30	13.70	12.00	11.50	9.00	7.00
7.0	13.70	12.65	11.95	11.00	10.00	9.00	7.00
8.0	11.15	10.65	10.55	10.20	8.90	8.20	7.00
8.5	10.25	9.70	9.65	9.65	8.45	7.80	6.60
9.0		8.80	8.80	9.20	8.05	7.45	6.25
10.0		7.30	7.15	7.65	7.30	6.75	5.70
12.0		5.10	4.95	5.40	5.65	5.65	4.80
12.5		4.70	4.55	5.05	5.25	5.45	4.55
13.0			3.20	4.65	4.90	5.05	4.45
14.0			3.55	4.00	4.25	4.40	4.10
16.0			2.55	2.95	3.20	3.40	3.50
18.0				2.20	2.45	2.65	2.80
20.0				1.65	1.85	2.05	2.20
22.0					1.40	1.60	1.70
24.0						1.20	1.35
26.0						0.90	1.00
27.5						0.70	0.85
29.0							0.65
31.0							0.45
Standard Hook Hook Weight	280 kgs for 25 ton						
Parts of Line	8			4			

360°

BS 1757

33.0m Boom + 8.7m Fly Jib
Outriggers at Maximum Extension
Front jack extended (360°) -- Front jack not extended (over sides and rear)

Boom Angle (°)	Offset 5°		Offset 17°		Offset 30°	
	Work Radius (m)	Load (t)	Work Radius (m)	Load (t)	Work Radius (m)	Load (t)
80.0	8.0	3.00	9.6	2.20	11.3	1.60
76.0	11.0	3.00	12.5	2.20	14.0	1.60
74.0	12.5	2.72	14.0	2.05	15.3	1.54
70.0	15.3	2.26	16.6	1.78	18.0	1.45
66.0	18.0	1.92	19.2	1.57	20.4	1.30
62.0	20.5	1.68	21.8	1.38	22.8	1.17
58.0	23.0	1.48	24.1	1.24	25.0	1.06
56.0	24.0	1.28	25.2	1.18	26.0	1.02
54.0	25.1	1.08	26.3	1.00	27.1	0.98
50.0	27.2	0.74	28.2	0.70	29.0	0.67
46.0	29.2	0.47	30.1	0.44	30.7	0.43
43.0	30.6	0.30	31.5	0.30	32.2	0.30
Standard Hook	for 3.4 ton					
Hook Weight	60 kgs					

33.0m Boom + 14.5m Fly Jib

Boom Angle (°)	Offset 5°		Offset 17°		Offset 30°	
	Work Radius (m)	Load (t)	Work Radius (m)	Load (t)	Work Radius (m)	Load (t)
80.0	9.9	2.00	12.5	1.30	15.1	0.90
77.7	12.0	2.00	14.5	1.30	16.9	0.90
76.3	13.2	1.85	15.7	1.24	18.0	0.90
72.0	16.4	1.50	19.0	1.06	21.2	0.81
68.0	19.5	1.25	22.0	0.91	24.0	0.74
64.0	22.6	1.06	24.8	0.79	26.6	0.67
60.0	25.4	0.90	27.4	0.70	29.1	0.60
56.0	28.0	0.77	29.9	0.64	31.5	0.55
52.0	30.7	0.66	32.4	0.57	33.7	0.52
51.0	31.2	0.61	33.0	0.55	34.2	0.51
50.4	31.6	0.57	33.3	0.52	34.5	0.50
48.0	32.9	0.45	34.5	0.40	35.6	0.38
46.0	33.9	0.35	35.2	0.33	36.5	0.30
Standard Hook	for 3.4 ton					
Hook Weight	60 kgs					

OTHER RATINGS AVAILABLE ON REQUEST